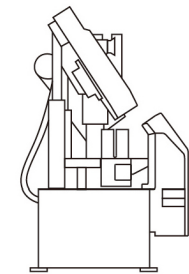
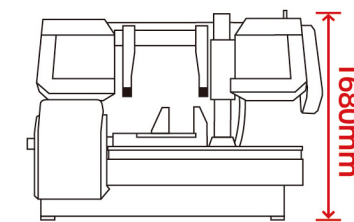


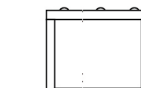
# H1-40/50S中下



←1150mm→



←2560mm→



滚筒送料架x1



最大切削范围	400x500mm	带锯条规格	41x1.3x4760mm
锯切速度	32/46/58/79m/min	主电机功率	4.0kw
冷却电机功率	90w	液压电机功率	0.75kw
机器尺寸	2560x1150x1680mm	重量	1225kg

