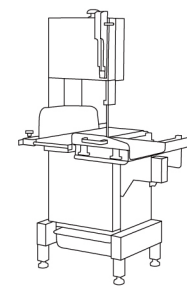
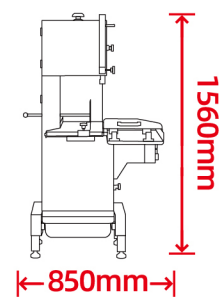
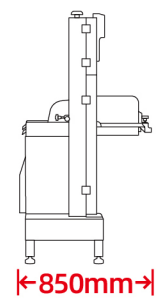


BS-300



加工尺寸范围(高x喉深)	250x230mm	带轮直径	300mm
锯切行程	360mm	锯速线速度	17m/s
工作台规格	600x760mm	锯条规格	19x0.56x2400mm
电机功率	2200W	机器重量	150kg
电源电压	220V 50HZ	机器尺寸	850x850x1560mm

